



Illuminating Global Education Through Indianic Values

# NEW STANDARD GROUP OF INSTITUTES



**HOME  
ASSIGNMENT**

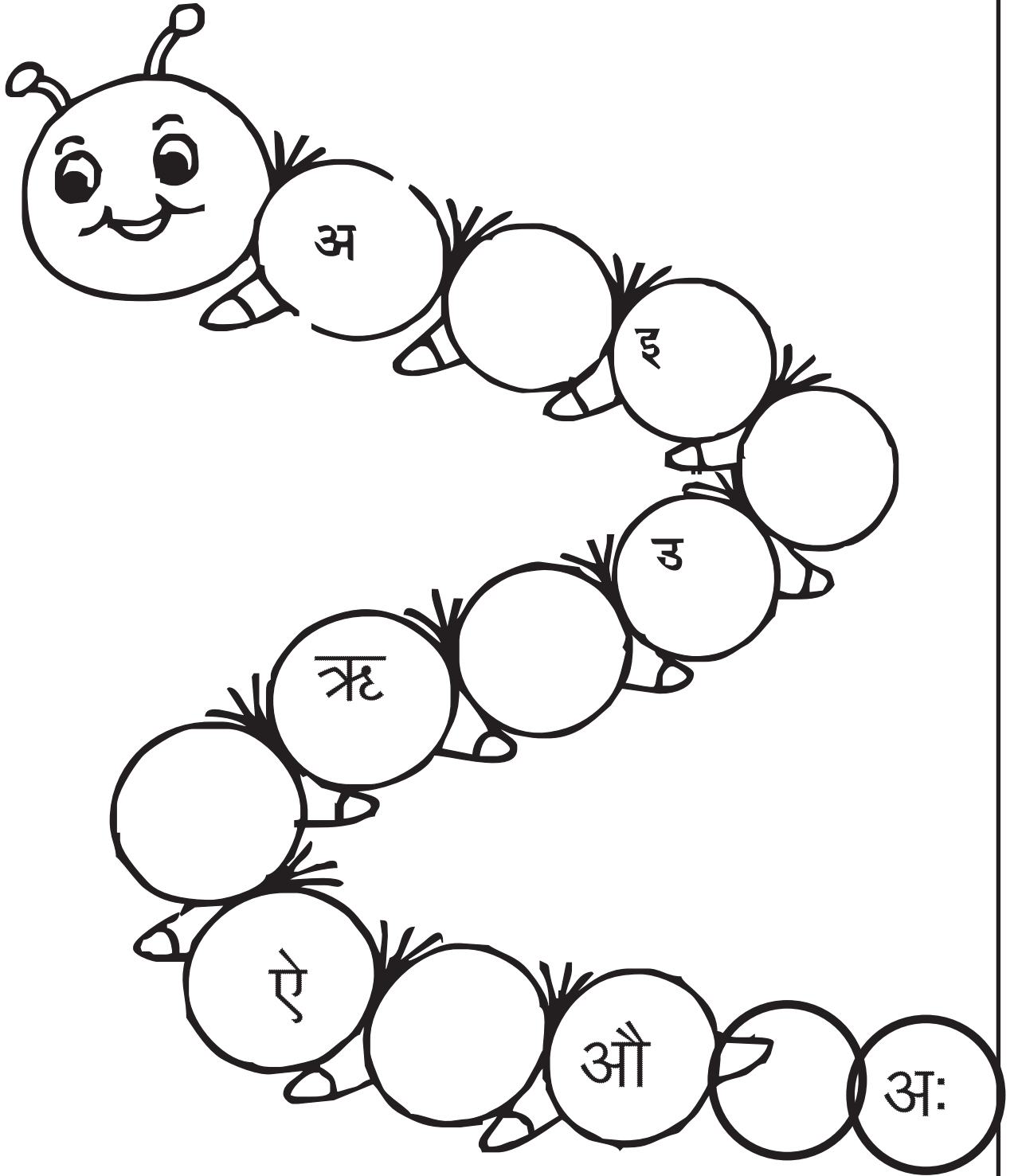
**2026**

Name.....

Class..... **LKG** .....Sec. ....

Branch.....

1- रिक्त स्थानों की पूर्ति कीजिए—




2- अक्षर का चित्र से मिलान कीजिए-


छ



घ



क



ग



झ




(P.T.O.)

3- समान अक्षरों को रेखा से जोड़िए—

ड. च झ ग घ  
क छ ज  
झ ख छ क च  
ज ड. ग ख घ

4- क्रम से अक्षरों को पढ़िए और लिखिए—

क ख ग घ ड.  
च छ ज झ ज

## ENGLISH

1- Write the given alphabet in the small cursive letters.

(i) E \_\_\_\_\_  
\_\_\_\_\_

(ii) O \_\_\_\_\_  
\_\_\_\_\_

(iii) G \_\_\_\_\_  
\_\_\_\_\_


(iv) L \_\_\_\_\_  
\_\_\_\_\_

(v) U \_\_\_\_\_  
\_\_\_\_\_

(vi) T \_\_\_\_\_  
\_\_\_\_\_

**2- Match the alphabets with their pictures and colour the pictures.**


(i) A




(ii) B



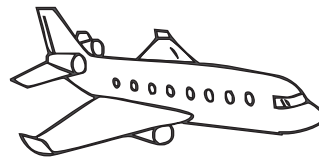
(iii) C



(iv) D



(v) E



**3- Fill the missing letters.**

A    —    C    —    E    —    G    —    I  
J    —    L    —    N    —    P    Q    —  
S    —    U    —    W    —    Y    —

## 4- Look and write.

c

c

c

c

u

u

u

u

d

d

d

d


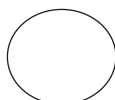
## MATHS

### 1- Match the same shapes-


(i)




(ii)



(iii)



(iv)



## 2- Circle the odd number-

(i) 21      21      19      21

(ii) 8      6      8      8





(iii) 37      40      40      40




(iv) 15      15      15      12

## 3- Write the missing numbers:

(i)  12             14      

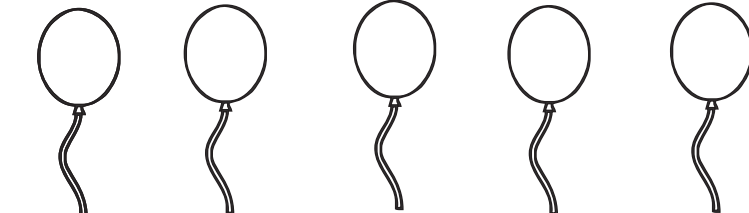



(ii)  27             29      

(iii)  34             36      

(iv)  5             7      

(P.T.O)

## 4- Colour the objects according to the number-

- (i) **3** 
- (ii) **5** 
- (iii) **4** 
- (iv) **2** 

**EVS**

## 1- Look at the given pictures and match the body parts:


EAR

EYE

MOUTH

HAND

LEG



HAIR



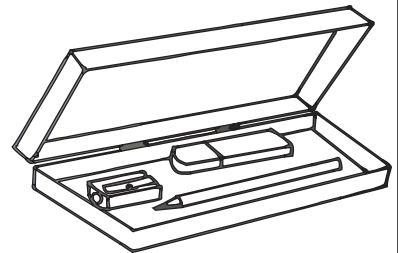





NECK

NOSE


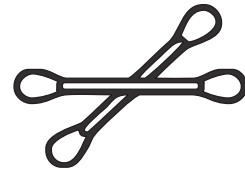

STOMACH

FOOT

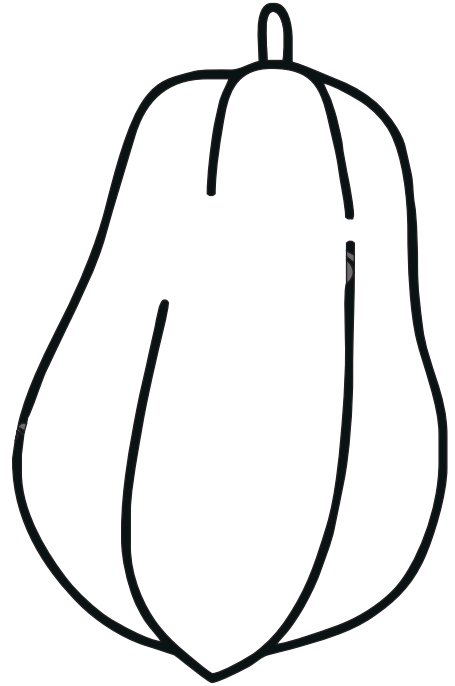

2- Pack your school bag. Circle the things that you will put in it.



### 3- Match the pictures:




4- Colour the pictures:



ART

5- Colour the given picture.



## Learn Rhymes (IAM SPECIAL)

I am special, I am special,  
If you look, you will see,  
In the whole world,  
There is no one like me!  
I am special, I am special.

### कविता—“मेरा बस्ता”

कैसा मेरा बस्ता है,  
जब भी देखो हँसता है ।  
इसमें ज्ञान—विज्ञान है,  
यह दुनिया की शान है ।  
इसके अन्दर भाषा है,  
सीखने की अभिलाषा है ।  
इसमें बहुत कमाल है,  
इसका ज्ञान विशाल है ।

(P.T.O.)

## Conversation

**Write and learn answer of the following questions:-**

Q.1- What is your name ?

Ans. My name is \_\_\_\_\_.

Q.2- In which class do you study?

Ans. I study in class \_\_\_\_\_.

Q.3- What is the name of your school?

Ans. The name of my school is \_\_\_\_\_.

Q.4- Who is your Principal?

Ans. Mr./Ms. \_\_\_\_\_ is my Principal.

Q.5- Who is your class teacher?

Ans. My class teacher is Ms. \_\_\_\_\_.

Q.6- How many members are there in your family?

Ans. There are \_\_\_\_\_ members in my family.

Q.7- Write and learn the contact number of your father.

Ans. \_\_\_\_\_.

Q.8- What is your father's name?

Ans. My father's name is Mr. \_\_\_\_\_.

Q.9- What is your mother's name?

Ans. My Mother's name is Mrs. \_\_\_\_\_.

Q.10- Who is the Prime Minister of India?

Ans. Mr. \_\_\_\_\_.